



BugSnub™ Small Pet Feeder

Use your finger to smear the BugSnub gel over the entire inside surface of the deterrent cup.

Attach the cup to the top of the post with the open side facing down.

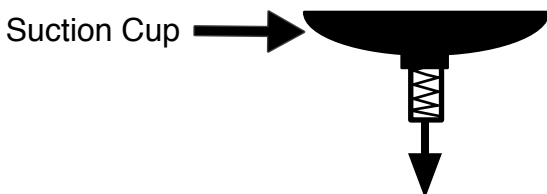
-Gus



Go to www.BugSnub.com for more details on assembly, supplies and new products.

Any Smooth-Bottom Bowl


A smooth and clean bowl bottom is required for the suction cup.



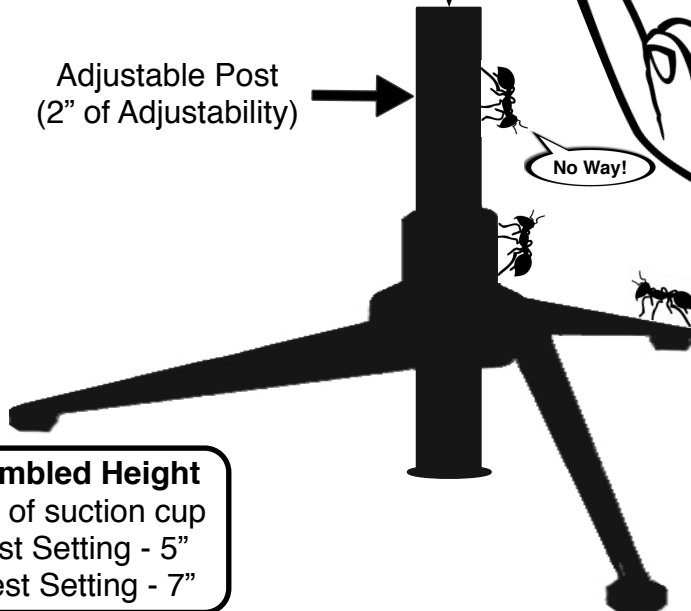
Deterrent Cup (open on bottom)



For bowls lacking a smooth bottom, or if you desire a more permanent bowl attachment, we offer the BugSnub Peel-N-Stick option.



Adjustable Post (2" of Adjustability)



Apply and spread BugSnub insect blocking gel inside all surfaces of the deterrent cup.

Each container has enough BugSnub insect blocking gel for several applications. One application can last more than 1-year.

Assembled Height
To top of suction cup
Lowest Setting - 5"
Highest Setting - 7"

Model BST1SM
Product of Gus Goods LLC